

## Game Records

### Rushing

- Rushing Attempts:** 21, Tommy Vardell (104 yards) vs. Georgia Tech, '91 *Aloha Bowl*
- Rushing Yards:** 152, Bobby Grayson vs. Columbia, '34 *Rose Bowl*
- Rushing Touchdowns:** 2, Tommy Vardell vs. Georgia Tech, '91 *Aloha Bowl*; Jackie Brown vs. Ohio State, '71 *Rose Bowl*
- Longest Rush:** 47, Anthony Bookman vs. Michigan State, '96 *Sun Bowl*



Tommy Vardell scored two touchdowns in the 1991 Aloha Bowl against Georgia Tech.

### Passing

- Pass Attempts:** 44, Don Bunce vs. Michigan, '72 *Rose Bowl*
- Pass Completions:** 24, Don Bunce vs. Michigan, '72 *Rose Bowl*
- Passing Yards:** 290, Don Bunce vs. Michigan, '72 *Rose Bowl*
- Passes Had Intercepted:** 2, Ernie Nevers vs. Notre Dame, '25 *Rose Bowl*; Gary Kerkorian vs. Illinois, '52 *Rose Bowl*; Mark Butterfield vs. East Carolina, '95 *Liberty Bowl*
- Touchdown Passes:** 3, Guy Benjamin vs. LSU, '77 *Sun Bowl*; Steve Dils vs. Georgia, '78 *Bluebonnet Bowl*
- Completion Percentage** (min. 10 attempts): .786, Chad Hutchinson vs. Michigan State (22-for-28), '96 *Sun Bowl*
- Longest Pass:** 49, Guy Benjamin to James Lofton vs. LSU, '77 *Sun Bowl*

### Receiving

- Pass Receptions:** 8, John Winesberry (112 yards) vs. Michigan, '72 *Rose Bowl*
- Receiving Yards:** 113, Bob Moore (5 receptions), '71 *Rose Bowl*
- Touchdown Receptions:** 2, Brad Muster vs. Clemson, '86 *Gator Bowl*; Ken Margerum vs. Georgia, '78 *Bluebonnet Bowl*; James Lofton vs. LSU, '77 *Sun Bowl*



Two-time bowl MVP Gordy Ceresino holds the Stanford Bowl record for tackles.

- Longest Reception:** 49, James Lofton from Guy Benjamin vs. LSU, '77 *Sun Bowl*

### Scoring

- Points:** 18, Brad Muster vs. Clemson, '86 *Gator Bowl*
- Touchdowns:** 3, Brad Muster vs. Clemson, '86 *Gator Bowl*
- Kicking Points:** 9, Steve Horowitz vs. Ohio State, '71 *Rose Bowl*
- Extra Points:** 5, Kevin Miller vs. Michigan State, '96 *Sun Bowl*
- Field Goals:** 2, Steve Horowitz vs. Ohio State, '71 *Rose Bowl*; Rod Garcia vs. Michigan, '72 *Rose Bowl*
- Longest Field Goal:** 48, Steve Horowitz vs. Ohio State, '71 *Rose Bowl*

### Defense

- Unassisted Tackles:** 18, Gordy Ceresino vs. LSU, '77 *Sun Bowl*
- Total Tackles:** 22, Gordy Ceresino vs. LSU, '77 *Sun Bowl*



Ernie Nevers played all 60 minutes of the 1925 Rose Bowl shortly after having casts removed from his ankles which were broken earlier in the season.


## Career Records

### Rushing

- Rushing Attempts:** 38, Bobby Grayson, '34 *Rose Bowl*, '35 *Rose Bowl*, '36 *Rose Bowl*
- Rushing Yards:** 170, Bobby Grayson, '34 *Rose Bowl*, '35 *Rose Bowl*, '36 *Rose Bowl*
- Rushing Touchdowns:** 3, Jackie Brown, '71 *Rose Bowl*, '72 *Rose Bowl*

### Passing

- Pass Attempts:** 60, Steve Stenstrom, '91 *Aloha Bowl*, '93 *Blockbuster Bowl*
- Pass Completions:** 33, Steve Stenstrom, '91 *Aloha Bowl*, '93 *Blockbuster Bowl*
- Passing Yards:** 380, Steve Stenstrom, '91 *Aloha Bowl*, '93 *Blockbuster Bowl*



Steve Stenstrom holds several career bowl records for passing.

- Passes Had Intercepted:** 2, Ernie Nevers, '25 *Rose Bowl*; Gary Kerkorian, '52 *Rose Bowl*; Steve Stenstrom, '91 *Aloha Bowl*, '93 *Blockbuster Bowl*; Mark Butterfield, '95 *Liberty Bowl*
- Touchdown Passes:** 3, Guy Benjamin, '77 *Sun Bowl*; Steve Dils, '78 *Bluebonnet Bowl*
- Completion Percentage** (min. 20 attempts): .786, Chad Hutchinson (22-for-28), '96 *Sun Bowl*

### Receiving

- Pass Receptions:** 9, Darrin Nelson (101 yards), '77 *Sun Bowl*, '78 *Bluebonnet Bowl*
- Receiving Yards:** 113, Bob Moore (5 receptions), '71 *Rose Bowl*
- Touchdown Receptions:** 2, Brad Muster, '86 *Gator Bowl*; Ken Margerum, '78 *Bluebonnet Bowl*; James Lofton, '77 *Sun Bowl*; Darrin Nelson, '77 *Sun Bowl*, '78 *Bluebonnet Bowl*

### Scoring

- Points:** 18, Brad Muster, '86 *Gator Bowl*
- Touchdowns:** 3, Brad Muster, '86 *Gator Bowl*
- Kicking Points:** 9, Steve Horowitz, '71 *Rose Bowl*
- Extra Points:** 5, Kevin Miller, '96 *Sun Bowl*
- Field Goals:** 2, Steve Horowitz, '71 *Rose Bowl*; Rod Garcia, '72 *Rose Bowl*

## Team Records

- First Downs:** 25 vs. Michigan State, '96 *Sun Bowl*
- Rushing Attempts:** 49 vs. Michigan State, '96 *Sun Bowl*
- Rushing Yards:** 257 vs. Michigan State, '96 *Sun Bowl*
- Rushing Touchdowns:** 2 vs. Alabama, '35 *Rose Bowl*; vs. Ohio State, '71 *Rose Bowl*; vs. Georgia Tech, '91 *Aloha Bowl*; vs. Michigan State, '96 *Sun Bowl*
- Pass Attempts:** 44 vs. Michigan, '72 *Rose Bowl*
- Pass Completions:** 24 vs. Michigan, '72 *Rose Bowl*
- Completion Percentage:** .766 (23-for-30) vs. Michigan State, '96 *Sun Bowl*
- Passing Yards:** 290 vs. Michigan, '72 *Rose Bowl*
- Passes Had Intercepted:** 5 vs. Notre Dame, '25 *Rose Bowl*
- Touchdown Passes:** 3 vs. LSU, '77 *Sun Bowl*; vs. Georgia, '78 *Bluebonnet Bowl*
- Total Offensive Plays:** 79 vs. Michigan State, '96 *Sun Bowl*
- Total Yards Gained:** 495 vs. Michigan State, '96 *Sun Bowl*
- Most Points Scored:** 38 vs. Michigan State, '96 *Sun Bowl*
- Fewest Points Allowed:** 0 vs. Michigan State, '96 *Sun Bowl*



Head Coach Bill Walsh and game MVP Darrien Gordon celebrate after Stanford beat Penn State 24-3 to win the 1993 Blockbuster Bowl, concluding a 10-3 season.

## Stanford Bowl MVPs

1925 Rose Bowl	Ernie Nevers
1928 Rose Bowl	Cliff Hoffman
1936 Rose Bowl	Monk Moscrip Keith Topping
1941 Rose Bowl	Pete Kmetovic
1971 Rose Bowl	Jim Plunkett
1972 Rose Bowl	Don Bunce
1977 Sun Bowl	Guy Benjamin (offense) Gordy Ceresino (defense)
1978 Bluebonnet Bowl	Steve Dils (offense) Gordy Ceresino (defense)
1986 Gator Bowl	Brad Muster
1991 Aloha Bowl	Tommy Vardell
1993 Blockbuster Bowl	Darrien Gordon
1995 Liberty Bowl	Kwame Ellis
1996 Sun Bowl	Chad Hutchinson (offense) Kailee Wong (defense)
2001 Seattle Bowl	Chris Lewis



Chad Hutchinson was offensive MVP in Stanford's 38-0 victory at the '96 Sun Bowl.



## 1902 Rose Bowl

### Michigan 49 Stanford 0

January 1, 1902, Attendance: 8,500

## Stanford Bowl History

Beginning with its appearance in the first Rose Bowl in 1902, Stanford has appeared in 20 bowl games.

Bowl Records	W	L	T	Years
Rose Bowl	5	6	1	1902, '25, '27, '28, '34, '35, '36, '41, '52, '71, '72, '00
Sun Bowl	2	0	0	1977, 1996
Bluebonnet Bowl	1	0	0	1978
Gator Bowl	0	1	0	1986
Aloha Bowl	0	1	0	1991
Blockbuster Bowl	1	0	0	1993
Liberty Bowl	0	1	0	1995
Seattle Bowl	0	1	0	2001
<b>Totals</b>	<b>9</b>	<b>10</b>	<b>1</b>	<b>20 appearances</b>

## Stanford Bowl Results

- 1902 Rose Bowl**  
Michigan 49, Stanford 0
- 1925 Rose Bowl**  
Notre Dame 27, Stanford 10
- 1927 Rose Bowl**  
Stanford 7, Alabama 7
- 1928 Rose Bowl**  
Stanford 7, Pittsburgh 6
- 1934 Rose Bowl**  
Columbia 7, Stanford 0
- 1935 Rose Bowl**  
Alabama 29, Stanford 13
- 1936 Rose Bowl**  
Stanford 7, Southern Methodist 0
- 1941 Rose Bowl**  
Stanford 21, Nebraska 13
- 1952 Rose Bowl**  
Illinois 40, Stanford 7
- 1971 Rose Bowl**  
Stanford 27, Ohio State 17
- 1972 Rose Bowl**  
Stanford 13, Michigan 12
- 1977 Sun Bowl**  
Stanford 24, Louisiana State 14
- 1978 Bluebonnet Bowl**  
Stanford 25, Georgia 22
- 1986 Gator Bowl**  
Clemson 27, Stanford 21
- 1991 Aloha Bowl**  
Georgia Tech 18, Stanford 17

- 1993 Blockbuster Bowl**  
Stanford 24, Penn State 3
- 1995 Liberty Bowl**  
East Carolina 19, Stanford 13
- 1996 Sun Bowl**  
Stanford 38, Michigan State 0
- 2000 Rose Bowl**  
Wisconsin 17, Pittsburgh 9
- 2001 Seattle Bowl**  
Georgia Tech 24, Stanford 14



1999 Biletnikoff Award winner Troy Walters (No. 5) played in the 2000 Rose Bowl despite dislocating his wrist in practice the week prior to the game.

Approximately 8,500 people crowded into Tournament Park on the California Institute of Technology campus to witness the first Rose Bowl game. The best in the West versus the best in the East had been brought together by Tournament officials to attract more national attention to their pageant.

What spectators got was a flat-out massacre by the "point-a-minute" Michigan Wolverines, who had outscored opponents 501-0 during the regular season.

Coached by Fielding H. Yost, an assistant at Stanford the year before, Michigan outplayed Stanford in every aspect of the game. For the Wolverines, fullback Neil Snow rushed for five touchdowns and Ev Sweeley punted for almost 900 yards and kicked four field goals.

In a violent game, Stanford guard William Roosevelt, a second cousin of President Teddy Roosevelt, played an astonishing 15 minutes with a broken leg before having to leave the game with fractured ribs in addition to the leg injury.

The game ended with eight minutes remaining on the clock after the two team captains agreed to finally halt the Michigan onslaught.

Following the game, the Rose Bowl was discontinued until the first day of 1916, when Washington State defeated Brown 14-3.



## How 1902 Football Was Different From Modern Football

- The playing field was 110 yards long
- Touchdowns counted five points, field goals five, and conversions one
- The game was divided into two 30 minute halves
- A team had to make five yards in three downs
- Forward passes were not allowed
- Substitutions were used infrequently, as 11 men usually played the entire game

## Game Statistics

Score by Halves	1	2	Total
Michigan	17	32	49
Stanford	0	0	0

Scoring Summary	Half	M-S
M - Snow 5-yard run (Shorts kick)	1	6-0
M - Sweeley 20-yard field goal	1	11-0
M - Redden 25-yard punt return (Shorts kicks)	1	17-0
M - Snow 2-yard run (kick failed)	2	22-0
M - Redden 25-yard fumble recovery (Shorts kick)	2	28-0
M - Snow 8-yard run (kick failed)	2	33-0
M - Snow 17-yard run (kick failed)	2	38-0
M - Snow 4-yard run (Shorts kick)	2	44-0
M - Herrnstein 21-yd field goal (kick failed)	2	49-0


  

Team Statistics	Michigan	Stanford
First Downs	27	5
Total Offense	527	67
Average Per Play	5.8	2.8
Punts - Average	21-38.8	16-34.9
Fumbles	1	9

**Rushing Leaders (yds)**  
Heston (M) 170, Snow (M) 107, Herrnstein (M) 97





**1925 Rose Bowl**  
**Notre Dame 27, Stanford 10**  
 January 1, 1925, Attendance: 53,000

One of the most classic Rose Bowl matchups occurred in 1925 when Stanford coach Pop Warner and star player Ernie Nevers went up against Knute Rockne and "The Four Horsemen" of Notre Dame.

When it was over, the Fighting Irish had a 27-10 victory, a 10-0 season and a national championship, while the Cardinals finished 7-1-1. Turnovers proved to be Stanford's undoing in the game as three Irish TD's were scored on Stanford turnovers.

Nevers, Stanford's All-American two-way star, turned in one of the greatest performances in the school's history. Not only did he play all 60 minutes in the game, but he rushed for 114 yards, more yardage than all the Four Horsemen combined, despite having his ankles bandaged so tightly that the circulation was almost completely shut off. Both ankle bones had been broken earlier in the season and the casts had been taken off just 10 days before the Rose Bowl. Nevers could barely walk.

Elmer Layden was the star Horseman on this day. He scored three touchdowns for Notre Dame, one on a three-yard run in the second quarter to give Notre Dame a 6-3 lead and two on interception returns. His 76-yard TD return in the second quarter moved the Irish to a 13-3 lead, and his 70-yard touchdown return in the fourth quarter provided Notre Dame with its final score.

Murray Cuddeback kicked a 17-yard field goal in the first quarter to give Stanford an early 3-0 lead. Notre Dame then scored 20 unanswered points before the Cardinals managed to score and cut the lead to 20-10.

Ed Walker's seven-yard pass to Ted Shipkey was good for a touchdown late in the third quarter, giving the Cardinals some hope. But Notre Dame's defense closed the door on the Cardinals' offense the rest of the way.



Ernie Nevers played all 60 minutes of the 1925 Rose Bowl.

**Game Statistics**

Score by Quarters	1	2	3	4	Total
Notre Dame	0	13	7	7	27
Stanford	3	0	7	0	10

Scoring Summary	Qtr	Time	N-S
S - Cuddeback 27-yard field goal	1	8:00	0-3
N - Layden 3-yard run (kick failed)	2	13:30	6-3
N - Layden 78-yard interception return (Crowley kick)	2	8:00	13-3
N - Hunsinger 20-yard fumble return (Crowley kick)	3	5:00	20-3
S - Shipkey 7-yard pass from Walker (Cuddeback kick)	3	1:00	20-10
N - Layden 70-yard interception return (Crowley kick)	4	:30	27-10

Team Statistics	Notre Dame	Stanford
First Downs	7	17
Rushing Yards	130	178
Passing Yards	56	138
Passes	7-3-3	17-12-5
Total Offense	186	316
Punt Average	48.5	42.5
Fumbles Lost	1	3
Penalties - Yards	4-30	1-15



**1927 Rose Bowl**  
**Stanford 7, Alabama 7**  
 January 1, 1927 • Attendance: 57,417

In a game that pitted two unbeaten teams, Stanford and Alabama battled to a 7-7 tie in Pasadena in a game that set a Rose Bowl attendance record.

For Stanford, who entered the game 10-0, it was the second Rose Bowl appearance under head coach Pop Warner. The Crimson Tide were 9-0 and in danger of losing their first game of the season before scoring the tying touchdown in the last minute of the game.

The Cardinals scored in the first quarter when quarterback George Bogue hit Ed Walker for a 20-yard touchdown pass. After Bogue added the extra point, Stanford assumed a 7-0 lead it held for most of the game.

While Stanford threatened to score on numerous occasions, the Cardinals maintained their 7-0 lead until late in the contest. On a fourth down from their own 47-yard line, Stanford's Frankie Wilton went back in punt formation. The kick was blocked by Alabama's Clark Pearce and ultimately recovered by Wilton at the Cardinals' 14-yard line.

Five plays later, Alabama scored a touchdown, kicked the extra point and watched the clock run out as the two teams left the field with a 7-7 tie.

Although Stanford outgained the Crimson Tide 311-92 yards in total offense and 12 first downs to six for Alabama, the Cardinals could not muster any more points.


All-American Ted Shipkey turned in another spectacular Rose Bowl game. He carried the ball twice on end-arounds (one went for 23 yards), caught five passes and recovered two fumbles while playing outstanding defense.

**Game Statistics**


Score by Quarters	1	2	3	4	Total
Alabama	0	0	0	7	7
Stanford	7	0	0	0	7

Scoring Summary	Quarter	A-S
S - Walker 20-yard pass from Bogue (Bogue kick)	1	0-7
A - Johnson 1-yard run (Caldwell kick)	4	7-7

Team Statistics	Alabama	Stanford
First Downs	6	12
Rushing Yards	83	134
Passing Yards	9	177
Passes	14-6-2	17-13-1
Total Offense	92	311
Punts-Average	8-32.6	6-32.2
Fumbles Lost	2	3
Yards Penalized	5	55
Return Yards	24	52



Ted Shipkey gained All-America honors playing both offense and defense for Stanford.



**1928 Rose Bowl**  
**Stanford 7, Pittsburgh 6**  
 January 1, 1928, Attendance: 65,000

For the third time in four years, Stanford was selected to play in the Rose Bowl. This time, the Cardinals recorded the first Rose Bowl victory in school history, beating Pittsburgh, 7-6.

Stanford and USC had tied 13-13 when they met earlier in the season and both finished with identical 4-0-1 conference records. But the Cardinals were selected to face Pittsburgh, who went 8-0-1 during the regular season.

Stanford's Frankie Wilton, who had his punt blocked in the 1927 Rose Bowl vs. Alabama, got a chance to redeem himself a year later. He began the game, however, by getting further into coach Pop Warner's doghouse. It was his fumble that was scooped up by the Panthers' Jimmy Hagan, who ran it into the end zone the final 20 yards to give Pitt the early lead. The PAT failed and Stanford trailed 6-0.

Warner, though, kept faith in his young player and did not take him out of the game. The coach's confidence paid off in the third quarter as Stanford marched down the field for a fourth and goal on the Pittsburgh two-yard line. Quarterback Spud Lewis threw a screen pass to Biff Hoffman, who then raced for the end zone.

Just before Hoffman reached the end zone, he took a hard hit and the ball squeaked loose. The ball then bounced left, directly to Wilton, who took it away from three Pittsburgh players and then streaked in for the score. Hoffman added the extra point and, in his third try, Warner finally had his first Rose Bowl victory.



Pop Warner led Stanford to three Rose Bowls during his nine seasons on The Farm.

Game Statistics					Team Statistics		Stanford	Pittsburgh
<b>Score by Quarters</b>	<b>1</b>	<b>2</b>	<b>3</b>	<b>4</b>	<b>Total</b>	First Downs	14	7
Pittsburgh	0	0	6	0	6	Rushing Yards	171	121
Stanford	0	0	7	0	7	Rushing Yards	35	22
						Passing Yards	13-3-3	13-2-2
						Passes	206	143
<b>Scoring Summary</b>			<b>Quarter</b>	<b>P-S</b>	Total Offense	6-48	9-45	
P - Hagen 20-yard fumble return (kick failed)			3	6-0	Punts-Average	1	1	
S - Wilton 3-yard pass from Hoffman (Hoffman kick)			3	6-7	Fumbles Lost	5-52	8-82	
					Penalties - Yards			



**1934 Rose Bowl**  
**Columbia 7, Stanford 0**  
 January 1, 1934, Attendance: 35,000

The "Vow Boys" made their first of three straight Rose Bowl appearances, but failed to score against Columbia as the Lions went on to beat the Indians 7-0.

The Stanford freshmen, who vowed never to lose to USC - and kept their vow for three years - hurt themselves with turnovers and could never get anything going offensively.

Despite 152 yards rushing by Bobby Grayson, Stanford always seemed to have a miscue before they reached the end zone. The Indians were led by such greats as Bob "Horse" Reynolds, who played every minute of three Rose Bowl games, ends Monk Moscrip and Keith Topping, guard Bill Corbus, blocking back Bones Hamilton and quarterback Frank Alustiza.


Columbia won the game by scoring a touchdown in the second quarter on a skillfully executed hidden-ball play which worked to perfection. The play, known as KF-79, began on the Stanford 17-yard line. There, Columbia quarterback Cliff Montgomery handed the ball off to halfback Al Barabas, who hid the ball behind his hip and waited patiently. When the entire Stanford team had been faked or blocked, Barabas ran almost untouched into the end zone for a touchdown.

Stanford had its chances to score. On three occasions, the Indians were within striking distance, but on all three attempts, turnovers, miscues or the Columbia defense prevented the Indians from reaching the end zone. Stanford saw drives stall at the Lion one-yard line, the 10 and the 13-yard line.

Coach Tiny Thornhill's team entered the game with an 8-1-1 record while Columbia was 7-1. The fact the game was even played was remarkable. The Pasadena Fire Department had to pump water off the field to make it playable after a storm had dumped 12 inches of rain during the two days leading up to the game.



The Vow Boys - Bones Hamilton, Monk Moscrip and Alf Brandin - led Stanford to three consecutive Rose Bowl appearances from 1933-36.



Bones Hamilton played for Stanford from 1933-35 and later was an assistant coach from 1940-41.

Game Statistics					Team Statistics		Columbia	Stanford
<b>Score by Quarters</b>	<b>1</b>	<b>2</b>	<b>3</b>	<b>4</b>	<b>Total</b>	First Downs	6	16
Columbia	0	7	0	0	7	Rushing Yards	76	227
Stanford	0	0	0	0	0	Rushing Yards	28	45
						Passing Yards	2-1-0	12-2-1
						Passes	2-1-0	272
<b>Scoring Summary</b>			<b>Quarter</b>	<b>C-S</b>	Total Offense	104		
C - Barabas 17-yard run			2	7-0	Punts - Average	14-37	9-36	
					Fumbles - Lost	4-2	7-2	
					Penalties - Yards	4-20	8-70	
					Punt Returns Yards	48	62	
					Kickoff Returns Yards	48	20	



**1935 Rose Bowl**  
**Alabama 29, Stanford 13**  
 January 1, 1935, Attendance: 84,474

Alabama's Dixie Howell and Don Hutson tore Stanford's defense and its dreams of a victory to shreds with one of the most potent passing combinations to ever take the field in Pasadena. The Crimson Tide, which entered the game 9-0, beat the 9-0-1 Indians 29-13 to hand Stanford its second straight Rose Bowl defeat.

Although Alabama was supposed to be a running team, the Howell-to-Hutson combination proved too much for the Stanford defense. Howell completed nine-of-12 for 160 yards while Hutson caught six passes for 164 yards and two touchdowns (Joe Riley also played QB for Alabama).

Stanford got on the board first in the opening quarter and took an early 7-0 lead. Bobby Grayson went over from a yard out to put the Indians on top. Keith Topping recovered a Bama fumble on the Tide's 29-yard line to set up the score.

In the final 13 minutes of the first half, Alabama scored 22 consecutive points. Howell spearheaded the first Crimson Tide TD as he completed three passes before running over from the five. A missed extra point left Stanford ahead 7-6.

A field goal minutes later put the Tide ahead 9-7. Then, on its next possession, Howell raced 67 yards through the Indian defense for another touchdown, putting Alabama ahead 16-7.

Alabama made it 22-7 before halftime. After a Stanford pass was intercepted with eight seconds remaining in the half, the Tide took over at the Indian 46. Riley connected with Hutson on the 20, from which point Hutson ran the final distance into the end zone for the touchdown.

Stanford tried to mount a comeback in the third quarter. The Indians marched 74 yards for the score, pulling to within 22-13. Van Dellen scored the touchdown on a 12-yard run and Tiny Thornhill found his team trailing by just nine points.

But the Howell-Hutson combination struck again. A 59-yard touchdown pass on a third-and-23 from their own 41-yard line put the finishing touches on Alabama's perfect season.



*All American Bobby Grayson put Stanford on the scoreboard in the first quarter.*

**Game Statistics**

Score by Quarters	1	2	3	4	Total
Stanford	7	0	6	0	13
Alabama	0	22	0	7	29

**Scoring Summary**

	Quarter	S-A
S - Grayson 1-yard run (Moscrip kick)	1	7-0
A - Howell 5-yard run (kick failed)	2	7-6
A - Smith 27-yard field goal	2	7-9
A - Howell 67-yard run (Smith kick)	2	7-16
A - Hutson 46-yard pass from Riley (kick failed)	2	7-22
S - Van Dellen 12-yard run	3	13-22
A - Hutson 59-yard pass from Howell (Smith kick)	4	13-29

**Team Statistics**

	Stanford	Alabama
First Downs	14	12
Rushing Yards	204	167
Passing Yards	86	216
Passes	23-5-4	13-10-1
Total Offense	290	483
Punts - Average	6-38	6-44
Fumbles Lost	0	4
Penalties - Yards	4-40	4-40
Punt Returns Yards	24	54



**1936 Rose Bowl**  
**Stanford 7, SMU 0**  
 January 1, 1936, Attendance: 84,784

The third time was a charm for the "Vow Boys" who went to Pasadena with another vow: to win the Rose Bowl.

And they made good on that promise as Stanford won the defensive struggle 7-0 over a powerful SMU team that entered the game 12-0.

For the third straight season, the Indians and the "Vow Boys" found themselves playing in Pasadena on New Year's Day. This time, however, was different. Led by defensive ends Keith Topping and Monk Moscrip, the game's MVPs, Stanford shut down the vaunted Mustang offensive which was led by All-American quarterback Bobby Wilson.


The game's only score occurred in the first quarter. Stanford quarterback Bill Paulman booted a 62-yard quick kick that was downed on the SMU 10-yard line by Topping and Moscrip. The Mustangs failed to move the ball and were forced to punt back to Stanford, which took over on the SMU 42-yard line.

A 23-yard pass play from Bones Hamilton to James Coffis put the Indians on the SMU 19-yard line. A few plays later, Paulman faked a handoff to Bobby Grayson up the middle and ran around the end untouched from one yard out for the touchdown. Moscrip added the extra point and Stanford had what turned out to be the game's only score.

SMU made its only threat in the second quarter when the Mustang's drove from their own 26 to the Stanford 39. A 34-yard razzle-dazzle play by Wilson and teammates put SMU at the Indians' five yard line. But, from there, the Mustangs came up empty.

Wes Muller turned in one of the key plays in the game when he first caused a fumble, then recovered it inside the Stanford five yard line to prevent SMU from scoring.

The game was a defensive battle throughout. Stanford's Grayson gained just 28 yards in 17 rushing attempts while Hamilton netted 23 on 15 carries. Meanwhile, Wilson could manage only 21 yards on 13 carries.



*Keith Topping was defensive MVP.*

**Game Statistics**

Score by Quarters	1	2	3	4	Total
Stanford	7	0	0	0	7
Southern Methodist	0	0	0	0	0

**Scoring Summary**

S	Qtr	S-SMU
S - Paulman 1-yard run (Moscrip kick)	1	7-0

**Team Statistics**

	Stanford	SMU
First Downs	6	9
Rushing Yards	75	38
Passing Yards	42	105
Passes	6-2-1	31-11-6
Total Offense	156	199
Average Per Play	2.1	2.9
Punts - Average	16-38	9-39
Fumbles - Lost	3-0	1-1
Penalties - Yards	4-25	1-20
Return Yards	67	167

**Rushing (att-yds.)**

Stanford - Grayson 17-28, Hamilton 15-23, Coffis 7-12, Paulman 7-11, Williams 5-11  
 Southern Methodist - Wilson 11-23, Shuford 5-12, Finley 4-10, Smith 4(-14)



**1941 Rose Bowl**  
**Stanford 21, Nebraska 13**  
 January 1, 1941, Attendance: 91,000

In 1940, Stanford got a new football coach in Clark Shaughnessy and the rest of the football world got a revolutionary style of football that would forever change the game.

Shaughnessy and his "T" Formation proved to be an offense filled with innovative tricks that left fans astonished and opponents flat-footed. The Indians bowled over all nine of its regular season opponents and came into the Rose Bowl with a perfect 9-0 record. The Cornhuskers (8-1) were ranked seventh in the nation and had lost just once all season to top-ranked Minnesota.

But, the game belonged to Shaughnessy and the Wow Boys. The "T" Formation featured a completely new offensive set with the quarterback taking the snap from right behind the center. It is this game that is generally considered the clincher that convinced football pundits that the "T" was the offense of the future.

Of course, Shaughnessy's new offense was not without its stars. In quarterback Frankie Albert, halfbacks Pete Kmetovic and Hugh Gallarneau and fullback Norm Standlee, the Indians had the right tools to run the "T." Shaughnessy would later call this backfield one of the greatest of all-time in American football history.

Nebraska struck first when fullback Vike Francis bulled over from two yards out, giving the Cornhuskers a 7-0 lead early in the first quarter.

But the Indians altered their defense and Francis had little success for the rest of the afternoon. However, the Wow Boys tied the score at 7-7 as they drove down the field with a series of fakes and pitchouts that made the T-formation so effective. Then, Gallarneau ran into the end zone from 10-yards out for the score and Albert added the PAT.

Nebraska came back with a touchdown of their own, and, after a blocked point after attempt, led 13-7.

On their next possession, the Indians drove 65 yards for the go-ahead touchdown. Again, Gallarneau scored the touchdown, this time on a 40-yard pass from Albert. Gallarneau caught the ball at the 19-yard line and raced into the end zone untouched for the score. After Albert added the PAT, the Wow Boys were on top 14-13 at the intermission.

Stanford's final TD came on what many consider to be one of the finest plays in Rose Bowl history. The Indians drove from their own 23-yard line to the Cornhusker one-yard line before a valiant goal-line stand by Nebraska denied Stanford the end zone. Stanford had four cracks at the end zone from the one-yard line, but the Cornhuskers held each time.

After taking over on their own one, Nebraska opted to punt on first down. Then came the play of the game. Kmetovic took the punt at the Cornhusker 40-yard line and dashed and darted his way to the end zone, giving Stanford an insurmountable 21-13 lead.



*Pete Kmetovic was the leading rusher in the 1941 Rose Bowl.*

**Game Statistics**

Score by Quarters	1	2	3	4	Total
Stanford	7	7	7	0	21
Nebraska	7	6	0	0	13

**Scoring Summary**

	Quarter	S-N
N - Francis 2-yard run (Francis kick)	1	0-7
S - Gallarneau 10-yard run (Albert kick)	1	7-7
N - Zikmund 33-yard pass from Rohrig (kick blocked)	2	7-13
S - Gallarneau 40-yard pass from Albert (Albert kick)	2	14-13
S - Kmetovic 40-yard punt return (Albert kick)	3	21-13

**Team Statistics**

	Stanford	Nebraska
First Downs	14	9
Rushing Yards	254	56
Passing Yards	98	72
Passes	14-7-1	14-3-4
Total Offense	352	128
Punt Average	35	37
Fumbles Lost	2	0
Yards Penalized	58	28
Return Yards	166	104

**Rushing (att.-yds.)**

Stanford - Kmetovic 14-129, Gallarneau 17-84, Standlee 7-16, South 2-10, Albert 10-5, Crane 4-4, Armstrong 2-3, Casey 1-1, Cole 1-1, Parker 1-1
Nebraska - Francis 9-51, Hopp 5-15, Rohrig 6-6, Rubottom 2-6, Luther 9(-6), B Kahler 1(-7), Zikmund 1(-9)



**1952 Rose Bowl**  
**Illinois 40, Stanford 7**  
 January 1, 1952, Attendance: 96,825

When Stanford took the field against Illinois in the Rose Bowl on January 1, 1952, it had been 11 years since an Indian team had appeared in Pasadena. On January 1, 1941, the Wow Boys had beaten Nebraska in the famous Pasadena saucer 21-13, and one of the stars of that team was All-American guard Chuck Taylor.

And again Taylor was seated on the bench - this time as Stanford's head coach.

In a historical game - the first nationwide telecast of the Rose Bowl - Illinois pounded Stanford 40-7 for the sixth straight Big Ten victory in the Rose Bowl.

With Mel Allen calling the action for the telecast, Stanford proved no match for the Fighting Illini. The Indians led 7-6 in the first quarter, but 34 unanswered points by Illinois proved insurmountable for Stanford.

Illinois received the opening kickoff and marched 76 yards for an early 6-0 lead. The extra point attempt was blocked by Stanford's Don Sanders.

Stanford came roaring back with an 84-yard drive of its own to tie the score. Quarterback Gary Kerkerian completed five consecutive passes on the drive, two each to Harry Hugasian and Bill McColl. Hugasian went over on a one-yard plunge and Kerkerian added the extra point to put Stanford on top 7-6.

After the intermission, Illinois began to dominate. The Indians were moving in for a score in the third quarter when Illinois' Stan Wallace reached out and picked off a Kerkerian pass at midfield and ran it all the way back to the Stanford 12-yard line. The Illini scored two plays later and the Indians never recovered.

Illinois scored nearly every possession after that and Stanford could not muster much either offensively or defensively.

Despite a losing effort in the Rose Bowl, Taylor had led Stanford to a very impressive 9-1 record in the regular season. The Indians, who won nine consecutive games during the season, won the Pac-10 title with a 6-1 record. The final wire service polls had the Indians ranked seventh in the nation by the *Associated Press* and *United Press International*.

**Game Statistics**

Score by Quarters	1	2	3	4	Total
Illinois	6	0	7	27	40
Stanford	7	0	0	0	7

**Scoring Summary**

	Quarter	I-S
I - Bachouris 3-yard run (kick failed)	1	6-0
S - Hugasian 1-yard run (Kerkerian kick)	1	6-7
I - Tate 5-yard run (Rebecca kick)	3	13-7
I - Karras 8-yard run (Rebecca kick)	4	20-7
I - Tate 8-yard run (Rebecca kick)	4	27-7
I - Stevens 7-yard run (kick failed)	4	33-7
I - Ryan pass from Engkes (Rebecca kick)	4	40-7

**Team Statistics**

	Illinois	Stanford
First Downs	19	16
Rushing Yards	361	53
Passing Yards	73	180
Passes	15-7-3	29-14-1
Total Offense	434	233
Average Per Play	6.2	3.3
Punts - Average	2-50.1	6-30.3
Fumbles - Lost	0-0	2-0
Penalties - Yards	4-43	6-50
Punt Returns - Yards	2-10	0-0
Kickoff Returns-Yards	2-28	7-88

**Rushing (att.-yds.)**


Illinois - Tate 20-150, Bachouris 15-86, Karras 13-58, DeMoss 1-45, D.Stevens 2-15, O'Connell 1-10, Miller 1(-3)
Stanford - Hugasian 14-41, R.Cook 4-14, Kerkerian 7-11, Meyers 3-5, Mathias 3(-8), Garrett 5(-10)
Passing (att.-comp.-int.-yds.)
Illinois - O'Connell 14-6-1-67, Engles 1-1-0-6
Stanford - Kerkerian 22-11-2-166, Garrett 7-3-1-14
Receiving (rec.-yds.)
Illinois - Bachouris 3-36, Karras 1-16, R.Smith 1-12, Ryan 1-6-1, Vernasco 1-3
Stanford - McColl 4-62, Hugasian 4-49, Mathias 2-42, Cook 2-18, Morley 1-8, Laubscher 1-1



*Head Coach Chuck Taylor led the 1951 Stanford team into the 1952 Rose Bowl.*




Jackie Brown (33) scores one of his two touchdowns for Stanford.



Randy Vataha caught the winning touch-down pass in the fourth quarter.



Don Bunce's heroic fourth-quarter drive on five-for-five passing (left) and Rod Garcia's field goal with 12 seconds left gave Stanford a 13-12 win over Michigan.



1971 Rose Bowl

Stanford 27, Ohio State 17

January 1, 1971, Attendance: 103,839

It had been 19 years since Stanford played in the Rose Bowl on New Year's Day, but during the 1970 season the Indians rode their Heisman Trophy Winner - Jim Plunkett - all the way to Pasadena.

Stanford stunned the collegiate football world with a convincing 27-17 upset victory over previously unbeaten Ohio State. Head coach Woody Hayes had led his Buckeyes to a perfect 9-0 regular season, but John Ralston and his 8-3 Indians spoiled their bid for a perfect season.

Plunkett, who became Stanford's first and only Heisman Trophy winner, earned MVP honors after completing 20-of-30 passes for 265 yards and one touchdown. The defense was led by tackle Dave Tipton and linebacker Jeff Siemon, who limited Ohio State to three points in the second half as Stanford erased a 14-10 Buckeye lead at the intermission.

The Indians jumped out to a 10-0 lead in the first quarter after scoring on their first two possessions.

On its opening drive, Stanford marched 59 yards on five plays with running back Jackie Brown going over from the four for the touchdown. The key play in the drive came on the Indians first play from scrimmage. Flanker Eric Cross raced down the right sideline 41 yards on a reverse play to open the game, giving Stanford the ball on the Buckeye 18-yard line.

The next time Stanford had the ball, the Indians drove from their own 48 to the Buckeye's 20-yard line before the drive stalled. Steve Horowitz kicked a 37-yard field goal to put Stanford on top 10-0.

Ohio State came back to score two touchdowns before the end of the first half. Fullback John Brockington, who was named All-American and All-Big-10 after rushing for over 1,000 yards on the season, scored twice on one-yard runs.

Stanford closed the gap to 14-13 by taking its opening possession in the third quarter and moving to the OSU 31-yard line. There, Horowitz kicked a 48-yard field goal.

The Buckeyes returned the favor by kicking a field goal on their ensuing possession, stretching their lead to 17-13. The Indian defense then closed the door on the OSU offense and Plunkett and Co. began to dominate. Stanford scored two touchdowns in the fourth quarter to seal its first Rose Bowl win since 1941.

Brown scored on a one-yard plunge, culminating a 13-play, 80-yard drive. Plunkett was five-for-five on the drive for 69 yards. The TD put Stanford on top 20-17.

OSU quarterback Rex Kern was then intercepted by Stanford's Jack Schultz on the Buckeye's next possession, giving the Indians the ball on the Ohio State 25-yard line.

Four plays later, Plunkett hit Randy Vataha on a 10-yard TD pass - putting Stanford in front 27-17 with just over eight minutes to play.

Siemon led the team with 15 total tackles while Tipton had 12. Rod Kadziel had six tackles, two pass deflections and a key stop on a fourth down play at the Stanford 19-yard line.

Game Statistics

Score by Quarters	1	2	3	4	Total
Stanford	10	0	3	14	27
Ohio State	7	7	3	0	17

Scoring Summary	Qtr	Time	S-O
S - Brown 4-yard run (Horowitz kick)	1	10:20	7-0
S - Horowitz 37-yard field goal	1	6:50	10-0
O - Brockington 1-yard run (Schramm kick)	1	3:45	10-7
O - Brockington 1-yard run (Schramm kick)	2	14:24	10-14
S - Horowitz 48-yard field goal	3	12:29	13-14
O - Schramm 32-yard field goal	3	8:33	13-17
S - Brown 1-yard run (Horowitz kick)	4	10:03	20-17
S - Vataha 10-yard pass from Plunkett (Horowitz kick)	4	8:18	27-17

Team Statistics	Stanford	Ohio State
First Downs	21	22
Rushes - Yards	37-143	67-380
Passing Yards	265	75
Passes	30-20-1	20-7-1
Total Offense	408	439

Average Per Play	6.09	5.05
Punts - Average	3-33.0	2-28.0
Fumbles - Lost	3-2	2-0
Penalties - Yards	3-46	6-64
Punt Returns - Yards	0-0	0-0
Kickoff Returns - Yards	4-75	5-107

Rushing (att.-yds.)
Stanford - Brown 10-41, Cross 1-41, Shockley 10-35, Plunkett 9-26, Sanderson 2-8, Merrill 1-6, Kehl 2-1, Moore 1(-6), Vataha 1(-9)
Ohio State - Kern 20-129, Brockington 21-101, Hayden 11-48, Jankowski 2-41, Galbos 8-33, Campana 2-10, Zelina 1-5, Maciejowski 2(-3)

Passing (att.-comp.-yds.-int.)
Stanford - Plunkett 30-20-265-1
Ohio State - Kern 13-4-40-1, Maciejowski 6-3-35-0, Galbos 1-0-0-0

Receiving (rec.-yds.-TD)
Stanford - Washington 6-80, Vataha 6-51-1, Moore 5-113, Brown 2-13, Shockley 1-8
Ohio State - White 4-28, Zelina 2-27, Hayden 1-20

1972 Rose Bowl

Stanford 13, Michigan 12

January 1, 1972, Attendance: 103,154

Quarterback Don Bunce and the defense's famous "Thunderchickens" gave Stanford coach John Ralston his second consecutive Rose Bowl victory in a thrilling come-from-behind win over Bo Schembechler's previously undefeated Michigan Wolverines.

Stanford, for the second straight season, came into the game with an 8-3 record and played the undefeated Big-10 champs - this time the 11-0 Wolverines. And, once again, the underdog Indians pulled out a win.

Bunce, named the game's Most Valuable Player, completed 24-of-44 for 290 yards, including a five-for-five effort on Stanford's final drive of the game. But it was the Indian defense that held the mighty Michigan offense to just 12 points, enabling Stanford to pull out the win.

Down 12-10 after a Michigan safety with 3:18 remaining in the game, it looked as though the Big-10 champs would go home with the win. But, after the Wolverines were forced to punt after gaining possession on the safety, Stanford had one last chance to put up a score.

And Bunce and the rest of the offense did not disappoint. Stanford took over on their own 22-yard line with 1:48 remaining in the game. Bunce hit on five consecutive passes, moving Stanford to the Michigan 17-yard line with 22 seconds remaining. Two plays, three yards gained and two timeouts later, the Indians' Rod Garcia entered the field to attempt a game-winning 31-yard field goal.

With 12 seconds left in the game, Garcia's field goal went through the uprights, giving Stanford its second straight Rose Bowl win.

Michigan took a 3-0 lead into the locker room at halftime after Dan Coin booted a 30-yarder early in the second quarter.

Garcia tied the score at 3-3 with a 42-yard field goal in the third quarter. Michigan jumped back on top 10-3 when Fritz Seyferth scored from a yard out.

The Indians tied the score at 10-10 by using a bit of trickery. Stanford had a fourth down on their own 33-yard line and was lined up in punt formation when Ralston called for a fake. Brown took the short snap and raced 31 yards to the Michigan 36, giving his team new life. Five plays later, Brown scored on a 24-yard touchdown run to knot the game at 10-10.

Michigan took a two-point lead with 3:18 left in the game when Ed Shuttlesworth tackled Stanford's James Ferguson in the end zone for a safety. Coin's 46-yard field goal attempt fell short for the Wolverines and Ferguson, who was standing in the end zone, decided to return the kick. Shuttlesworth, however, did not let Ferguson get out of the end zone before tackling him for safety.

The Wolverines took the ensuing kick on their own 45-yard line and had just 3:13 to run off the clock. But, the Indian defense forced Michigan to punt after three plays and Stanford had one last chance with 1:48 to go. Bunce and Co. did the rest.

Game Statistics

Score by Quarters	1	2	3	4	Total
Stanford	0	0	3	10	13
Michigan	0	3	0	9	12

Scoring Summary	Qtr	Time	S-M
M - Coin 30-yard field goal	2	10:15	0-3
S - Garcia 42-yard field goal	3	5:40	3-3
M - Seyferth 1-yard run (Coin kick)	4	13:01	3-10
S - Brown 24-yard run (Garcia kick)	4	6:29	10-10
M - Safety, Shuttlesworth tackled Ferguson	4	3:18	10-12
S - Garcia 31-yard field goal	4	0:12	13-12

Team Statistics	Stanford	Michigan
First Downs	22	16
Rushes - Yards	23-93	74-264
Passing Yards	290	26
Passes	44-24-0	11-3-1
Total Offense	383	290
Average Per Play	5.72	3.41
Punts - Average	4-41.5	7-38.9
Fumbles - Lost	4-4	2-1

Penalties - Yards	3-14	2-23
Punt Returns - Yards	4-30	2-14
Kickoff Returns - Yards	3-35	5-108

Rushing (att.-yds.)
Stanford - Brown 6-60, Sanderson 5-16, Winesberry 4-15, Bunce 8-2
Michigan - W. Taylor 32-82, Shuttlesworth 13-62, Doughty 11-56, Slade 13-41, Rather 2-17, Seyferth 3-6

Passing (att.-comp.-yds.-int.)
Stanford - Bunce 44-24-290-0
Michigan - Slade 10-3-26-1, Cipa 1-0-0-0

Receiving (rec.-yds.-TD)
Stanford - Winesberry 8-112, Scott 5-55, Brown 5-30, Moore 3-52, Sanderson 3-45
Michigan - Doughty 2-13, Seymour 1-13



Guy Benjamin passed for three touchdowns to lead Stanford over LSU in the 1977 Sun Bowl.



James Lofton caught a pair of TD passes against LSU.



Kenny Margerum caught a 32-yard touchdown pass in the third quarter to spark Stanford's victory in the Bluebonnet Bowl.



Quarterback Steve Dils threw three touchdown passes to spark Stanford's 25-22 Bluebonnet Bowl victory.

**1977 Sun Bowl**

**Stanford 24, LSU 14**

December 31, 1977, Attendance: 31,318

In its first post-season bowl game appearance other than the Rose Bowl, Stanford scored a 24-14 upset victory over favorite LSU in the Sun Bowl in El Paso, Texas. The Cardinal ended coach Bill Walsh's first season on The Farm 9-3 and ranked 15th nationally in both the *Associated Press* and *United Press* final polls.

The game was billed as an offensive showdown – the passing of Stanford All-American quarterback Guy Benjamin vs. the running of LSU All-American Charles Alexander. From an offensive standpoint, no one went home disappointed as Benjamin rewrote the Sun Bowl passing records while Alexander claimed the Sun Bowl rushing mark.

But the game was decided by the performance of the Cardinal defense, particularly in the second half when Stanford completely shut down the LSU offense. Linebacker Gordy Ceresino was the defensive star for the Cardinal as he led both teams with 22 total tackles. Ceresino was awarded the Chuck Hughes Memorial Trophy for his outstanding defensive play in the game.

The Tigers took an early 7-0 lead in the first quarter when QB Steve Ensminger hit running back Mike Quintela on a three-yard scoring pass, capping a nine-play, 80-yard drive. The key play in the drive was a 54-yard run by Alexander.

Stanford tied the score early in the second period when Benjamin hit wide receiver James Lofton on a 49-yard pass play. On the Cardinal's next possession, Ken Naber connected on a 36-yard field goal to put Stanford on top 10-7.

Alexander, who rushed for 123 yards in the first half and 197 for the game, scored on a seven-yard run with just 56 seconds remaining in the half, giving LSU a 14-10 lead at the intermission.

Stanford took its opening possession in the third quarter and drove 80 yards on 12 plays for the go-ahead touchdown. Lofton was again on the receiving end of a Benjamin pass, this time from two yards out for the TD.

Meanwhile, the Cardinal defense was shutting the door on the Tiger offense. Key plays by Stanford in the second half included interceptions by Rick Parker in the third quarter and John Pigott in the fourth.

The Cardinal scored the game's final TD with 1:27 left on the clock. Benjamin hooked up with running back Darrin Nelson on a 36-yard scoring strike, giving Stanford a 24-14 victory.

Benjamin finished the game 23-for-36 for 269 yards and three touchdowns while Lofton had four receptions for 79 yards and two touchdowns.

**Game Statistics**

Score by Quarters	1	2	3	4	Total
Louisiana State	7	7	0	0	14
Stanford	0	10	7	7	24

Scoring Summary	Qtr	Time	L-S
L – Quintela 3-yard pass from Ensminger (Conway kick)	1	3:56	7-0
S – Lofton 49-yard pass from Benjamin (Naber kick)	2	14:03	7-7
S – Naber 36-yard field goal	2	8:18	7-10
L – Alexander 7-yard run (Conway kick)	2	0:56	14-10
S – Lofton 2-yard pass from Benjamin (Naber kick)	3	10:19	14-17
S – Nelson 36-yard pass from Benjamin (Naber kick)	4	1:27	14-24

Team Statistics	LSU	Stanford
First Downs	21	21
Rushes – Yards	63-307	27-103
Passing Yards	68	269
Passes	23-7-3	36-23-0
Total Offense	375	372

Average Per Play	4.36	5.90
Punts – Average	4-35.0	6-36.5
Fumbles – Lost	2-1	0-0
Penalties – Yards	5-45	7-65
Punt Returns – Yards	1-0	2-(-2)
Kickoff Returns – Yards	2-25	2-39

Rushing (att.-yds.)
Louisiana State – Alexander 31-197, Simmons 11-47, Murphree 6-25, Quintela 2-18, Ensminger 9-13, L.P. Jones 1-6, Woodley 3-4
Stanford – Nelson 11-36, Finley 7-30, Francis 6-23, Benjamin 2-9, Lofton 1-5

Passing (att.-comp.-yds.-int.)
Louisiana State – Ensminger 21-7-55-3, Woodley 2-1-13-0
Stanford – Benjamin 36-23-269-0

Receiving (rec.-yds.-TD)
Louisiana State – Simmons 2-26, Quintela 2-11-1, Alexander 2-5, Carson 1-13, Quinn 1-13
Stanford – Nelson 6-77-1, Lofton 4-79-2, Finley 4-20, Kellar 3-51, Smith 3-31, Francis 3-10

**1978 Bluebonnet Bowl**

**Stanford 25, Georgia 22**

December 31, 1978, Attendance: 34,084

Stanford won its fourth bowl game in four appearances in the 1970's as Bill Walsh led this Cardinal to a spectacular come-from-behind victory over heavily favored Georgia.

The Cardinal entered the game with a 7-4 overall mark, 4-3 in the Pac-10 and unranked. Georgia, on the other hand, was 9-1-1 and ranked seventh and 11th by the two wire service polls. After its win, Stanford finished 16th in the final *UPI* poll and 17th in the *AP* poll.

The Bulldogs jumped out to a 15-0 lead at the half and led 22-0 early in the third quarter before Stanford got its wake up call. The Cardinal proceeded to score 25 unanswered points in a six-and-a-half minute span to take the lead. Stanford's 25-22 lead early in the fourth quarter held up as the Cardinals defense, led by Gordy Ceresino, shut out the powerful Bulldog offense to preserve the win.

Ceresino was named the game's Defensive MVP as he accounted for 20 tackles. Cardinals quarterback Steve Dils was the Offensive MVP after leading the remarkable comeback. He completed 17-of-28 passes for 210 yards and three touchdowns.

The comeback began with 6:03 left in the third quarter when Dils hit wide receiver Ken Margerum on a 32-yard touchdown pass to cut the Bulldog lead to 22-6. A two-point conversion play failed.

On Georgia's next possession, running back Willie McClendon fumbled on the Bulldog's 19-yard line and Stanford's Terry Rennaker recovered for the Cardinal. After a one-yard loss by running back Darrin Nelson, Dils and Nelson connected on a 20-yard TD pass, making the score 22-12. Placekicker Ken Naber then ran into the end zone on a fake point-after try, pulling the Cardinal to within eight at 22-14.

Georgia punted after three plays on their next possession, giving Stanford the ball on Bulldog 41-yard line. Three plays later, Dils hit Margerum on a 14-yard touchdown pass. Dils then hit Nelson on the ensuing two-point conversion try to tie the score at 22-22 with 1:33 remaining in the third quarter.

Another Bulldog fumble immediately put the Cardinal back in scoring position. Georgia fumbled on their next possession and Stanford's Tom Hall recovered on the Bulldog 27-yard line. The Cardinal had to settle for a 24-yard field goal by Naber, and with 14:50 remaining in the game, Stanford led 25-22.

Georgia attempted a 31-yard field goal in the fourth quarter to tie the game, but when it went wide, so did the Bulldog's final opportunity to score.

The Bulldogs outgained Stanford in total offense 504-338. Georgia also rushed for 338 yards, including a game-high 115 by McClendon. For the Cardinal, Nelson rushed for an even 100 yards.

**Game Statistics**

Score by Quarters	1	2	3	4	Total
Stanford	0	0	22	3	25
Georgia	3	12	7	0	22

Scoring Summary	Qtr	Time	S-G
G – Robinson 31-yard field goal	1	5:18	0-3
G – Prince 22-yard pass from Belue (Robinson kick fails)	2	4:06	0-9
G – Prince 8-yard pass from Pyburn (Robinson kick fails)	2	0:11	0-15
G – Pyburn 1-yard run (Robinson kick)	3	12:58	0-22
S – Margerum 32-yard pass from Dils (Dils pass failed)	3	6:03	6-22
S – Nelson 20-yard pass from Dils (Naber run)	3	3:57	14-22
S – Margerum 14-yard pass from Dils (Dils pass to Nelson)	3	1:33	22-22
S – Naber 24-yard field goal	4	14:50	25-22

Team Statistics	Stanford	Georgia
First Downs	20	27
Rushes – Yards	36-128	66-315
Passing Yards	210	189

Passes	28-15-1	18-11-1
Total Offense	338	504
Average Per Play	5.3	6.0
Punts – Average	8-41.6	1-35.0
Fumbles – Lost	2-1	6-5
Penalties – Yards	2-34	5-43
Punt Returns – Yards	1-6	4-38
Kickoff Returns – Yards	2-45	4-81

Rushing (att.-yds.)
Stanford – Nelson 16-100, Francis 11-67, Brown 3-9, Dils 6-(4-8)
Georgia – McClendon 30-115, Womack 13-80, Stewart 9-46, Simon 4-40, Arnold 3-35, Pyburn 6-28, Belue 2-(9)

Passing (att.-comp.-yds.-int.)
Stanford – Dils 28-17-210-0
Georgia – Pyburn 12-6-87-1, Belue 4-4-59-0, Simon 2-1-43-0

Receiving (rec.-yds.-TD)
Stanford – Margerum 5-87-2, Francis 5-48, Nelson 3-24-1, Pleis 2-35, Smith 2-16
Georgia – Scott 5-67, Prince 2-30-1, Arnold 1-43, Hodge 1-19, Womack 1-16, Norris 1-14



Brad Muster was named the game's Offensive MVP after his three-touchdown effort.



Jeff James led the '86 team in receiving yardage for the season, adding four catches for 41 yards in the Gator Bowl.



"Touchdown" Tommy Vardell scored two touchdowns and gained 104 yards before being knocked out of the game.



Chris Walsh was the leading receiver for the Cardinal at the Aloha Bowl.

1986 Gator Bowl

**Clemson 27, Stanford 21**

December 27, 1986, Attendance: 80,104

There were two different games played on this day in Jacksonville, Florida. The first belonged to Clemson in the first half and the second belonged to the Cardinal in the final half.

The difference, however, was that Clemson won the first half 27-0 and Stanford won the second half 21-0 – giving the Tigers a 27-21 victory in the Cardinal's first post-season bowl appearance since the 1978 Bluebonnet Bowl.

The first half nightmare proved to be too much for Stanford to overcome. Clemson gained 291 yards and had 15 first downs in the first half while the Cardinal gained just 57 yards and recorded three first downs. The Tigers' 27-0 first half lead was largely due to the running of Terrence Flagler and Kenny Flowers and the passing of quarterback Rod Williams, who completed eight-of-11 for 101 yards.

Stanford's starting quarterback – John Paye – could not play due to injury and seldom-used backup Greg Ennis was called to action. Ennis completed 20-of-40 for 168 yards for the game, but was just six-of-13 for 18 yards in the first half. Brad Muster, the '86 Pac-10 Offensive Player of the Year, earned co-MVP honors with Clemson's Williams after rushing for 70 yards on 17 carries and catching four passes for 53 yards and two touchdowns.

The Cardinal scored three touchdowns – all by Muster – in the second half and had an opportunity to take the lead late in the game. Muster's first TD came on a one-yard run with 6:44 left in the third quarter. It capped a nine-play, 41-yard drive.

Stanford made it 27-14 with 8:41 remaining in the game when Muster and Ennis hooked up on a 13-yard scoring pass. The Cardinal drove 80-yards on 16 plays and ran 6:28 off the clock.

Cornerback Toi Cook intercepted a Williams pass on the next Clemson possession, giving Stanford the ball on the Tiger's 21-yard line. But, Ennis was intercepted three plays later to halt the drive.

The next time Stanford got the ball, Muster ran under a 37-yard Ennis pass and took it all the way for a touchdown and with 2:50 to go, the Cardinal was within a touchdown at 27-21.

Stanford did get the ball back one last time on its own 35 with 1:24 remaining, but could not manage a first down and Clemson took over and ran out the clock.

The Cardinal defense turned things around in the second half, limiting Clemson to just four first downs and 87 total net yards. But for Stanford, it was too little, too late.

**Game Statistics**

Score by Quarters	1	2	3	4	Total
Stanford	0	0	7	14	21
Clemson	7	20	0	0	27

Scoring Summary	Qtr	Time	S-C
C – Lancaster 5-yard run (Treadwell kick)	1	5:29	0-7
C – Ro. Williams 1-yard run (Treadwell kick)	2	14:58	0-14
C – Treadwell 21-yard field goal	2	7:49	0-17
C – Ra. Williams 14-yard run (Treadwell kick)	2	6:53	0-24
C – Treadwell 46-yard field goal	2	0:02	0-27
S – Muster 1-yard run (Sweeney kick)	3	6:44	7-27
S – Muster 13-yard pass from Ennis (Sweeney kick)	4	8:41	14-27
S – Muster 36-yard pass from Ennis (Sweeney kick)	4	2:50	21-27

Team Statistics	Stanford	Clemson
First Downs	18	19
Rushes – Yards	29-114	57-238
Passing Yards	168	135

Passes	40-20-1	19-12-1
Total Offense	282	373
Average Per Play	4.09	4.91
Punts – Average	5-43.0	6-33.7
Fumbles – Lost	1-0	4-0
Penalties – Yards	3-28	5-49
Punt Returns – Yards	3-36	1-11
Kickoff Returns – Yards	4-74	4-62

Rushing (att.-yds.)
Stanford – Muster 17-70, Dillard 3-13, B. Morris 3-12, Ennis 5-11, Scott 1-8
Clemson – Flagler 12-82, Flowers 14-67, Lancaster 7-31, Johnson 7-26, Ro. Williams 16-18, Ra. Williams 1-14

Passing (att.-comp.-yds.-int.)
Stanford – Ennis 40-20-168-1
Clemson – Ro. Williams 19-12-135-1

Receiving (rec.-yds.-TD)
Stanford – Muster 4-53-2, Snelson 4-42, James 4-41, Henley 2-18, Dillard 3-8, Morris 3-6
Clemson – Flagler 3-25, Rouillac 3-22, Hooper 2-44, J. Riggs 2-23, Ra. Williams 1-11, Jennings 1-10

1991 Aloha Bowl

**Georgia Tech 18, Stanford 17**

December 25, 1991, Attendance: 34,433


Stanford's "Now Boys" entered the Aloha Bowl with a seven-game winning streak, an 8-3 overall record, a #17 national ranking and a second place finish in the Pacific-10 Conference. The Cardinal, making its first bowl appearance since 1986, had the longest winning streak on The Farm since the 1951 season.

Stanford was making its 15th bowl appearance overall and the first since the '86 Gator Bowl. The Cardinal jumped out to first half leads of 7-0 and 17-10, but Georgia Tech scored a touchdown and two-point conversion in the last 14 seconds of the game to secure an 18-17 victory. Stanford led 17-10 with 1:41 remaining in the game when its drive stalled on the Georgia Tech 45. The Cardinal was forced to give up the ball one last time. And it proved to be one too many times.

Willie Clay took Aaron Mills' punt at the Georgia Tech six-yard line and raced 63 yards to the Cardinal 31-yard line, putting the Yellow Jackets in position to win the game. Eight plays later, quarterback Shawn Jones dove into the end zone from a yard out on a third down play to bring the Yellow Jackets within a point at 17-16 with just 14 seconds remaining in the game. Georgia Tech then elected to go for a two-point conversion. Running back Jimmy Lincoln took a pitch from Jones on an option play and walked into the end zone, putting GT ahead to stay 18-17.

Stanford looked impressive in the first half. The Cardinal took its opening possession and went 48 yards on six plays to take a 7-0 lead. "Touchdown" Tommy Vardell scored on a 6-yard run to put Stanford on top early. Georgia Tech then scored 10 straight points to take a 10-7 lead. But, 10 second quarter points allowed Stanford to take a 17-10 lead at the intermission. Aaron Mills converted on a 38-yard field goal and Vardell scored his second TD on a two-yard run.

In the second half, however, the Cardinal offense stalled. Vardell was knocked out of the game with a broken collarbone and the Yellow Jackets began to shut down Stanford's attack. Before he left the game, Vardell managed to gain 104 yards, score two touchdowns, and was named Stanford's Player of the Game.



Glyn Milburn rushed for 56 yards and had a 13-yard reception against Georgia Tech

**Game Statistics**

Score by Quarters	1	2	3	4	Total
Georgia Tech	10	0	0	8	18
Stanford	7	10	0	0	17

Scoring Summary	Qtr	Time	S-GT
S – Vardell 6-yard run (Mills kick)	1	12:02	7-0
GT – M. Smith 2-yard pass from Jones (Sisson kick)	1	9:02	7-7
GT – Sisson 24-yard field goal	1	0:00	7-10
S – Mills 38-yard field goal	2	9:21	10-10
S – Vardell 2-yard run (Mills kick)	2	5:50	17-10
GT – Jones 1-yard run (Lincoln run)	4	0:14	17-18

Team Statistics	Stanford	GT
First Downs	19	14
Rushes-Yards	43-159	34-193
Passing Yards	170	61
Passes	32-16-1	30-14-1
Total Offense	329	259
Average Per Play	4.4	4.1
Punts – Average	6-42.3	7-47.4
Fumbles – Lost	2-1	3-2
Penalties – Yards	6-49	6-50

Punt Returns – Yards	3-37	4-82
Kickoff Returns – Yards	4-83	4-114

Rushing (att.-yds.)
Stanford – Vardell 21-104, Milburn 12-56, Lasley 5-15, Stenstrom 4(-12), Team 1(-9)
Georgia Tech – Jones 10-48, M. Smith 7-47, Wilkerson 7-44, Lincoln 7-41, Hendrix 3-18

Passing (att.-comp.-yds.-int.)
Stanford – Stenstrom 32-16-170-1
Georgia Tech – Jones 29-14-61-1, Lincoln 1-0-0-0

Receiving (rec.-yds.-TD)
Stanford – Walsh 5-61, Lasley 5-33, Vardell 3-21, Pinckney 1-29, Milburn 1-13, Baur 1-13
Georgia Tech – Wilkerson 3-25, Lester 3-22, M. Smith 3-17-1, Covington 3-10, Rice 1-2, Hendrix 1(-13)

Leading Tacklers (UT-AT-total)
Stanford – Albert 8-1-9, Williams 5-1-6, George 4-1-5, Gordon 5-0-5
Georgia Tech – Swilling 9-1-10, J. Williams 8-2-10, Coleman 8-1-9



John Lynch (left) and Ron George led Stanford to a 10-2 record and a victory over Penn State in the 1993 Blockbuster Bowl.



Cornerback Darrien Gordon was named the Most Outstanding Player with seven tackles and six pass breakups.



Kwame Ellis returned a blocked punt for a touchdown, earning defensive MVP honors.



Adam Salina scored the game's lone offensive touchdown.

### 1993 Blockbuster Bowl Stanford 24, Penn State 3

January 1, 1993, Attendance: 45,554

The culmination of one of the greatest football seasons in Stanford history came on a warm and cloudy day in Miami. The Cardinal, Pac-10 Co-Champions for the first time since 1971 and playing in its first New Year's Day Bowl Game since the '72 Rose Bowl, beat traditional power Penn State 24-3 in the Blockbuster Bowl in a game that clearly showed why Stanford was a top-10 team.

The Cardinal finished the season with a 10-3 overall record – its first 10-win season since 1940 – and a number-nine final national ranking, its highest since 1970 and only the fifth top-10 finish in school history. Even the high expectations that came to The Farm with the addition of Bill Walsh as its head coach were met—even exceeded.

In this particular game, Stanford used a familiar formula: a dominating defense and an effective offense. That was the case most of the 1992 campaign as the defense proved to be the cornerstone of the team.

After Stanford took a 14-3 lead into the locker room at halftime, the Cardinal defense took over the game in the second half. Penn State could muster just 29 rushing yards, 53 via the pass and only 82 total yards the entire second half. Stanford scored 10 third quarter points to add to its lead and never looked back.

Senior cornerback Darrien Gordon was named the game's Most Outstanding Player after holding Penn State All-American wide receiver O.J. McDuffie intact. Gordon recorded seven tackles and was credited with six pass break-ups.

Quarterback Steve Stenstrom completed 17-of-28 passes for 210 yards and two touchdowns while fullback Ellery Roberts added 98 yards on the ground. Tight end Ryan Wetnight led the team with five receptions, including three on the opening drive.

The Cardinal drove 71 yards on eight plays on its first possession of the game to take a 7-0 lead. Stenstrom hit Wetnight on a two-yard TD pass. Wetnight had caught passes of 16 and 29 yards during the drive.

In the second quarter, Stanford took a 14-3 lead after a seven-play, 65-yard drive. J.J. Lasley scored the touchdown on a five-yard run. Two key plays in the drive were a 34-yard run by Roberts and a 17-yard pass play from Stenstrom to Wetnight.

Ten third-quarter points put the game out of reach. Eric Abrams kicked a 28-yard field goal after a Cardinal drive stalled at the Penn State five-yard line. Roberts provided the key play. On third-and-two from its own 45, Roberts took a pitchout and ran around the left side for 39 yards, giving the Cardinal a first down at the Nittany Lion 16-yard line.

On its next possession, All-American Glyn Milburn scampered into the end zone on a nifty 40-yard run. He took a pass in the right flat and raced down the sideline into the end zone, giving Stanford an insurmountable 24-3 lead.

Stanford said goodbye to seven starters on a defensive unit that finished the year ranked 10th nationally. Senior ILB Tom Williams led the team with nine tackles, followed by senior DE Estevan Avila with eight while Gordon and senior FS John Lynch each added seven.

#### Game Statistics

Score by Quarters	1	2	3	4	Total
Stanford	7	7	10	0	24
Penn State	3	0	0	0	3

#### Scoring Summary

S	Qtr	Time	S-PS
S	Wetnight	2-yard pass from Stenstrom (Abrams kick)	11:13 7-0
PS	Muscillo	33-yard field goal	6:34 7-3
S	Lasley	5-yard run (Abrams kick)	2:48 14-3
S	Abrams	28-yard field goal	5:56 17-3
S	Milburn	40-yard pass from Stenstrom (Abrams kick)	3:41 24-3

Team Statistics	Stanford	Penn State
First Downs	16	12
Rushing-Yards	42-155	35-107
Passing Yards	210	156
Passes	29-17-2	40-13-2
Total Offense	365	263
Average Per Play	5.2	3.5
Punts – Average	7-42	11-38.4
Fumbles – Lost	2-1	0-0
Penalties – Yards	5-41	3-25
Punt Returns – Yards	3-16	2-(-4)
Kickoff Returns – Yards	1-24	5-48

#### Rushing (att.-yds.)

Stanford – Roberts 17-98, Lasley 4-19, Milburn 9-19, Buckley 3-16, Butterfield 1-10, Brockberg 2-6, Allen 1-1, Stenstrom 5-(-14)  
Penn State – Anderson 13-40, O'Neal 11-38, Archie 2-10, Carter 3-7, McDuffie 4-5, Moser 1-4, Collins 1-3

#### Passing (att.-comp.-int.-yds.-TD)

Stanford – Stenstrom 28-17-1-210-2, Armour 1-0-0-0-0  
Penn State – Collins 30-12-1-145-0, Richardson 8-1-1-11-0, Sacca 2-0-0-0

#### Receiving (rec.-yds.-TD)

Stanford – Wetnight 5-71-1, Cook 4-55, Milburn 4-54-1, Armour 2-9, Calomese 1-10, Cline 1-11  
Penn State – McDuffie 6-111, Drayton 3-21, Moser 1-11, Anderson 1-6, Grube 1-6, Thomas 1-1

#### Leading Tacklers (UT-AT-total)

Stanford – Williams 2-7-9, Avila 1-7-8, Gordon 3-4-7, Lynch 1-6-7  
Penn State – Robin 2-7-9, Benfatti 3-4-7, Gelzeise 1-6-7, Hammonds 2-5-7

#### Game Statistics

Score by Quarters	1	2	3	4	Final
Stanford	0	7	6	0	13
East Carolina	7	9	0	3	19

#### Scoring Summary

S	Qtr	Time	S-EC
EC	Hart	39-yard interception return (Holcomb kick)	8:46 0-7
EC	Holcomb	46-yard field goal	14:54 0-10
S	Salina	1-yard run (Abrams kick)	4:10 7-10
EC	Holcomb	26-yard field goal	2:01 7-13
EC	Holcomb	41-yard field goal	2:03 7-16
S	Ellis	2-yard return after blocked punt (PAT failed)	13:24 13-16
EC	Holcomb	34-yard field goal	4:15 13-19

Team Statistics	Stanford	E. Carolina
First Downs	11	18
Rushes – Yards	37-72	40-129
Passing Yards	139	218
Passing (pa-pc-int)	27-15-2	46-19-1
Total Offense	211	347
Average Per Play	3.3	4.0
Punts – Average	7-36.9	6-28.5

Fumbles – Lost	2-2	0-0
Penalties – Yards	3-18	4-25
Punt Returns – Yards	3-46	2-14
Kickoff Returns – Yards	6-188	1-34

#### Rushing (att.-yds.-TD)

Stanford: Bookman 15-46, Mitchell 8-30, Butterfield 7-17, Salina 5-7-1, Comella 2-6  
ECU: McPhail 27-92, Foreman 1-23, Galloway 1-12, Jones 3-10, Crandell 7-6, Nichols 1-2

#### Passing (att.-comp.-int.-yds.-TD)

Stanford: Butterfield 27-15-2-139-0  
ECU: Crandell 46-19-1-218-0

#### Receiving (rec.-yds.-TD)

Stanford: Manning 3-43, Harris 3-37, Bookman 2-18, Clark 2-15, Mitchell 2-10, Salina 1-11  
ECU: Richards 5-59, Galloway 4-70, Nichols 3-14, McPhail 2-25, Jones 1-26, Batson 1-8, Shannon 1-7, Richardson 1-5, DeBrew 1-4

#### Leading Tacklers (UT-AT-total)

Stanford: Draft 7-4-11, Madsen 9-1-10, Swinton 5-5-10, Hill 7-1-8  
ECU: Foreman 6-6-12, Hart 6-5-11, Burke 6-4-10



Anthony Bookman ran wild in El Paso with over 100 yards rushing in Stanford's lopsided 38-0 Sun Bowl victory.

1996 Norwest Sun Bowl

**Stanford 38, Michigan State 0**

December 31, 1996, Sun Bowl: 42,721, El Paso, TX

In the most lopsided bowl game victory in school history, Stanford completely took apart Michigan State en route to a 38-0 Sun Bowl win, the first shutout by a Cardinal team since 1974.

Stanford advanced to the 18th bowl game in school history and the second straight under Tyrone Willingham. The Cardinal's win gave Stanford a 7-5 final record and five consecutive wins to end the season.

The Sun Bowl victory completed one of the most surprising turnarounds in the history of Stanford football. The Cardinal was 2-5 overall and 1-3 in the Pac-10 and was not in anybody's bowl picture. But, Willingham rallied his troops, led them to four straight wins to conclude the regular season and found himself alone in third place in the Pac-10 and in the Sun Bowl vs. Michigan State from the Big-10.

The game was as one-sided as the score indicated. Stanford scored touchdowns on offense, defense and special teams, led 21-0 at the half and never allowed the Spartans to mount any semblance of a comeback in the second half.

The Cardinal's first TD came late in the first quarter when free safety Josh Madsen intercepted a pass at the Stanford 21-yard line, returned it to the 50 where he promptly lateralled the ball to cornerback Leroy Pruitt, who raced the final 50 yards for the touchdown.

Stanford made it 14-0 in the second quarter when sophomore quarterback Chad Hutchinson, named the game's Offensive MVP (22-28, 226 yards, one TD) hit fullback Jon Ritchie on an eight-yard TD pass, capping an impressive eight-play, 76-yard drive.

The score was 21-0 when fullback Adam Salina got into the end zone from a yard out with just 37 seconds left in the first half. Troy Walters' 24-yard punt return set up Stanford at midfield with



Kailee Wong played in two straight bowl games, with a defensive MVP performance at the '96 Sun Bowl.

1:11 to play. A 10-yard penalty by MSU, a 13-yard run by Mike Mitchell and a 26-yard Hutchinson to Marlon Evans pass play put the Cardinal on the one-yard line. Walters was named the Special Teams Player of the Game.

Throughout the game, Stanford's defense played superbly. Defensive end Kailee Wong showed why he was a First-Team All-Pac-10 selection by recording 10 tackles, three tackles-for-loss and two sacks. He was named the game's Defensive MVP.


DT Carl Hansen added eight tackles and two sacks while Madsen had 11 tackles and one fumble recovery to go along with his interception. Michigan State could muster just 219 yards in total offense and was an abysmal 13-of-33 for 151 yards and three interceptions through the air.

The route continued in the second half as Stanford scored 17 more points to round out the scoring. Damon Dunn made it 31-0 in the third quarter when he scored on a 27-yard reverse. In the fourth quarter, Jeff Allen blocked a punt and returned it nine yards for a touchdown.

Along with Hutchinson's performance, the Cardinal received a 103-yard rushing effort from junior Anthony Bookman and a 74-yard game from Mitchell. Stanford's 257 yards rushing was its best all season. The Spartans, meanwhile, gained just 68 yards on the ground and its 219 yards in total offense was the lowest for a Cardinal opponent in 1996.

"This is a very, very nice birthday present," said Coach Willingham, whose birthday was the day before the Sun Bowl. "This is the way I hope I'll be celebrating my birthdays for a lot of years. To get a shutout against the caliber of team like Michigan State is important," said Willingham, a Michigan State alum.

"This is the way I wanted to end my Stanford career," said senior nose tackle Pete Swanson. "I couldn't have asked for anything better."



Josh Madsen had 11 tackles and a fumble recovery in the Sun Bowl.

**Game Statistics**

Score by Quarters	1	2	3	4	Final
Stanford	7	14	10	7	38
Michigan State	0	0	0	0	0

Scoring Summary	Qtr	Time	S-M
S - Pruitt 50-yard lateral return after Madsen interception (Miller kick)	1	2:06	7-0
S - Ritchie 8-yard pass from Hutchinson (Miller kick)	2	10:44	14-0
S - Salina 1-yard run (Miller kick)	2	:37	21-0
S - Miller 25-yard field goal	3	7:05	24-0
S - Dunn 27-yard run (Miller kick)	3	3:05	31-0
S - Allen 9-yard return after blocked punt (Miller kick)	4	12:06	38-0

Team Statistics	Stanford	MSU
First Downs	25	13
Rushes - Yards	49-257	31-68
Passing Yards	238	151
Passes (pa-pc-int)	30-23-1	33-13-3
Total Offense	495	219
Average per Play	6.3	3.4
Punts - Average	2-52.5	9-41.9
Fumbles - Lost	2-0	1-0
Penalties - Yards	1-10	5-30
Punt Returns - Yards	7-94	2-19
Kickoff Returns - Yards	0-0	3-59

**Rushing (att.-yds.-TD)**

Stanford - Bookman 11-103-0, Mitchell 16-74-0, Byrd 9-50-0, Dunn 1-27-1, Walters 1-8-0, Ritchie 2-4-0, Salina 2(-1)-1, Hutchinson 7(-8)-0  
 Michigan State - Goldbourne 12-51-0, Irvin 9-31-0, Burke 5-2-0, Schultz 5(-16)-0

**Passing (att.-comp.-int.-yds.-TD)**

Stanford - Hutchinson 28-22-1-226-1, Husak 2-1-0-12-0  
 Michigan State - Schultz 21-8-2-68-0, Burke 7-4-0-71-0, Orstein 4-1-1-12-0, Irvin 1-0-0-0-0

**Receiving (rec.-yds.-TD)**

Stanford - Ritchie 5-37-1, Dunn 4-63, Manning 3-42, Kirwan 3-35, Clark 3-30, Mitchell 2(-11), Evans 1-26, Walters 1-9, Salina 1-7  
 Michigan State - Mason 4-43, Long 2-46, Carter 2-34, Irvin 2-0, Payne 1-12, Gould 1-10, Keur 1-6

**Leading Tacklers (UT-AT-total)**

Stanford - Madsen 9-2-11, Wong 4-6-10, Haskins 4-4-8, Hansen 5-3-8  
 Michigan State - Reese 7-7-14, Garnett 11-3-14, Kanu 10-3-13



QB Todd Husak guided the Cardinal to the 2000 Rose Bowl.

**2000 Rose Bowl  
Wisconsin 17, Stanford 9**

January 1, 2000, Rose Bowl: 93,731, Pasadena, California

Throughout the 1999 football season, the Stanford Cardinal proved the so-called experts wrong, and January 1st in Pasadena was no exception.

The Pac-10 champions, who suffered several crucial injuries in the days and weeks leading up to the game, were heavy underdogs against the fourth-ranked Wisconsin Badgers and Heisman Trophy winner Ron Dayne. But the Cardinal led the Badgers 9-3 at halftime, and gave the Big-10 Champions all they could handle before falling 17-9.

"I really take my hat off to Stanford's players," Wisconsin offensive tackle Mark Tauscher said. "I think they were really underestimated."

Stanford's defense came into the contest ranked 110th in Division I after giving up an average of 452.8 yards per game in the regular season. But the Cardinal defensive unit made it quickly apparent that the afternoon would not be an easy one for Dayne and Company.

The Cardinal held the Badgers to just 12 yards of total offense in a scoreless first quarter, and did not yield a first down in the first 17 minutes of the contest.

The Stanford offense took advantage by driving 87 yards on 10 plays at the end of the first and beginning of the second quarter. The drive was capped by a 28-yard field goal by Mike Biselli with 13:26 remaining before the half. The key play on the drive was a 28-yard pass from Todd Husak to Troy Walters on 2nd-and-9 at the Stanford three-yard line.

But the significance of that play went well beyond the 28 yards. Up until game time, there was serious doubt as to whether the Pac-10's most prolific wide receiver of all time would even play in the "Granddaddy of them All." The senior flanker suffered a dislocated right wrist just three days prior to the Rose Bowl, and was ruled out of the game just 48 hours prior to kickoff. But, after further consultation with doctors, it was determined that a heavy wrap would give Walters a chance to play. And he made the most of that chance by catching three passes for 52 yards.

"Just to be able to play was special," Walters said. "It was my last game for Stanford. I was willing to do whatever it took, even if I was just a decoy. It was really a no-brainer."

The Badgers tied the game just four minutes later on a 31-yard Vitaly Pisetsky field goal, but could do nothing else against the Cardinal defense in the first half. The dominant play of linebackers Sharcus Steen and Marc Stockbauer and safety Tim Smith, who combined for 40 tackles in the contest, and the inspired play of Willie Howard gave Barry Alvarez's offense all it can handle.

Howard, like Walters, was not supposed to play on New Year's Day. In the regular season finale vs. Notre Dame, Howard suffered a severe right knee injury. The MCL sprain and damage to his ACL left Howard "very doubtful" for the Rose Bowl. But Howard defied the odds, and made the start at defensive end in order to increase his mobility. He went on to record five tackles, one of which dropped Wisconsin quarterback Brooks Bollinger for a seven-yard loss on the second play of the game.

"I think we were all (amazed)," Stanford defensive coordinator Kent Baer said of Howard. "... He gave a tremendous effort. That's what this game is all about. You live all your life to get into a game like this and you don't want to pass it up."

Howard and the rest of the Cardinal defense held Wisconsin to 331 yards of total offense, which was the second lowest total allowed by Stanford all season long. Dayne finished the day with an even 200 yards on 34 carries, with a lot of them coming on a 64-yard third quarter run, but was put to the test by the Cardinal all afternoon long.

Stanford broke the 3-3 tie just 2:03 before halftime when freshman running Kerry Carter ran the ball in from the one. But the extra point failed after the snap sailed over Husak, and the Cardinal lead was 9-3 at the half. The snafu problems, which devel-

oped after long snapper John Sande suffered an ankle injury in the first quarter, also led to a missed field goal in the second half.

Unfortunately for the Cardinal, Carter's touchdown accounted for its final points of the game. The Wisconsin defense took over in the second half, and completely stifled Stanford's running game. Stanford was held to negative 30 yards on the ground over the final 30 minutes (negative 5 for the game on 27 carries), as the Badgers dominated the line of scrimmage and paved the way for a second straight Rose Bowl victory.

"If we'd have done better on the line of scrimmage, we'd have done better in the running game, and we'd have been more successful in a lot of areas," Stanford offensive coordinator Bill Diedrick said. The running attack took a big hit in practice on Dec. 28 when starting center Mike McLaughlin suffered a torn ACL. McLaughlin appeared in the first play of the game to extend his consecutive game streak to a Stanford record 46, but was forced to watch the rest of the game from the sideline.

The Badgers took the lead for good with 12:57 remaining in the third quarter when Dayne scored from four yards out. The Heisman Trophy winner had set up the score two plays earlier with a 64-yard run up to the Cardinal 11-yard line.

Stanford had a chance to retake the lead with just over five minutes left in the third quarter, but an errant snap caused Biselli's 23-yard field goal attempt to be blocked. The Badgers took advantage, and later extended the lead to eight on a one-yard quarterback sneak by Brooks Bollinger with 7:22 to play.

The Cardinal then went three-and-punt, and the Badgers marched right back down the field. But Stanford was given one final hope when a 34-yard field goal try by Pisetsky sailed left with 2:19 remaining.

Husak, who finished with 258 yards passing on 17-of-34, moved the Cardinal down to the Wisconsin 41 thanks to completions of 20 and 11 yards to Tafti Uso and a 15-yard toss to DeRonnie Pitts. But on 4th-and-12 at the Badger 46, Husak lost his footing on the Rose Bowl turf, which sewed up the Wisconsin victory.



DeRonnie Pitts was the leading receiver with six catches for 81 yards.

**Game Statistics**

Score by Quarters	1	2	3	4	Final
Stanford	0	9	0	0	9
Wisconsin	0	3	7	7	17

**Scoring Summary**

	Qtr	Time	S-W
S - Biselli 28-yard field goal	2	13:26	3-0
W - Pisetsky 31-yard field goal	2	9:19	3-3
S - K. Carter 1-yard run (run failed)	2	2:03	9-3
W - Dayne 4-yard run (Pisetsky kick)	3	12:57	9-10
W - Bollinger 1-yard run (Pisetsky kick)	4	7:22	9-17

**Team Statistics**

	Stanford	Wisconsin
First downs	14	16
Rushes - Yards	-5	226
Passing yards	264	105
Passes (pa-pc-int)	35-18-0	14-7-0
Total Offense	259	331
Average per Play	4.2	4.9
Punts - Average	8-38.3	8-43.4
Fumbles - Lost	2-0	0-0
Penalties - Yards	7-50	8-72
Punt Returns - Yards	3-18	1-3
Kickoff Returns - Yards	4-66	1-15
Time of possession	26:32	33:28

**Rushing (att.-yds.-TD)**

Wisconsin - Dayne 34-200-1, Kuhns 2-10, Bollinger 12-9-1, Bennett 1-6, Daniels 3-3, Team 1-(-2)  
Stanford - Wire 5-6, Allen 6-4, K. Carter 6-3-1, Borchard 2-3, Moore 2-0, Gayles 1-(-3), Husak 5-(-18)

**Passing (att.-comp.-int.-yds.-TD)**


Wisconsin - Bollinger 14-7-0-105-0  
Stanford - Husak 34-17-0-258-0, Borchard 1-1-0-6-0

**Receiving (rec.-yds.)**

Wisconsin - Chambers 5-76, Sigmund 2-29  
Stanford - Pitts 6-81, Uso 3-60, Walters 3-52, Davis 3-44, Moore 1-23, Wire 1-4, Allen 1-0

**Leading Tacklers (UT-AT-total)**

Wisconsin - Doering 7-2-9, Fletcher 7-0-7  
Stanford - Steen 11-3-14, Stockbauer 10-3-13, Smith 8-5-13



Mike Biselli's 28-yard field goal in the second quarter gave Stanford an early 3-0 lead.

## 2001 Seattle Bowl

### Georgia Tech 24, Stanford 14

December 27, 2001, Safeco Field: 30,144, Seattle, Washington

Coming off one of the best regular season performances in the 106-year history of the program, Stanford rode into postseason play with momentum, boasting a spectacular 9-2 record. The nine victories marked the first time since 1992 that the Cardinal accomplished this feat, and was only the second time in 50 years that the program had attained this mark. The 11th-ranked Cardinal aimed for its 10th victory in the Pacific Northwest against Georgia Tech (8-5) in the inaugural Seattle Bowl, the 20th bowl game in school history.

Despite a fourth-quarter surge that pulled the Cardinal within a field goal with 11:39 left in the contest, unranked Georgia Tech surprised Stanford 24-14 before a crowd of 30,144 at Safeco field, home of the Seattle Mariners.

On the opening drive of the game, the Stanford offense looked poised for success. Moving with ease all the way down to the Yellow Jacket 1-yard line, highlighted by a 20-yard run from Kerry Carter, the Cardinal appeared to have a sure touchdown in the bag. But the Georgia Tech defense had other plans. Digging in at the trenches, the Yellow Jackets stopped the Cardinal on three consecutive runs by Brian Allen and Kerry Carter, including dropping Carter for a 2-yard loss on fourth down. The Yellow Jackets responded by driving 97-yards on 16 plays, capped by a five-yard run by Will Glover, to take a 7-0 lead.

The Cardinal responded with a seven minute drive of its own, getting on the board with a 35-yard field goal by Mike Biselli with 11:27 left in the first half. However, the Cardinal couldn't muster up any more offense in the half, while the Yellow Jackets put up 10 more points before the gun went off, including a 34-yard touchdown pass from George Godsey to Kelly Campbell and a 20-yard Luke Manget field goal that gave them a 17-3 lead.

After trading punts to open the second half, and stopping Georgia Tech on a fourth-and-seven play at its own 39-yard line, the Cardinal offense started to come back to life, moving the ball all the way down to the Yellow Jacket 4-yard line. Once again, the Cardinal had to settle for a Biselli field goal, narrowing the lead to 17-6.

After the defense forced back-to-back punts, Stanford, with Chris Lewis at the helm, strung together a brilliant 10-play, 82-yard drive, to punch the ball into end zone. Fueled by two long passes of 41 yards to Luke Powell and 34 yards to Brett Pierce, the Cardinal moved the ball to the Yellow Jacket 4-yard line. On fourth and goal, Lewis tossed a per-



Chris Lewis was named Stanford's Player of the Game after coming off the bench to lead a Cardinal touchdown drive.

fect "ally-oop" pass to Teyo Johnson in the back left corner of the end zone, and followed up by firing a strike to Ryan Wells for the 2-point conversion to bring the Cardinal to within three points, 17-14, with 11:39 to play. But the Cardinal surge ended here.

After being forced to punt on its next possession, the defense dug in with 6:26 left in the fourth quarter, hoping to give the offense a chance for late game heroics. However, the Yellow Jackets ate up 4:57 on a 63-yard, 13 play drive, ending in a Campbell 2-yard touchdown run and a 24-14 lead.

Stanford finished the year with a 9-3 record and was ranked 16th in the nation by the *Associated Press*. Lewis, who replaced starter Randy Fasani at the end of the third quarter, was named Stanford's Player of the Game after completing 6-of-13 passes for 110 yards and one touchdown.

#### Game Notes

- Stanford played in its 20th bowl game in school history
- The Cardinal won nine regular season games for the first time since 1992 and only the second time in the last 50 years.
- QB Chris Lewis came off the bench to lead Stanford on its only touchdown drive of the day. He completed 6-of-13 for 110 yards and one TD and was named the Cardinal's Player of the Game.



Teyo Johnson, who had six receptions, hauled in a 14-yard alley-oop pass for a touchdown in the fourth quarter.

#### Game Statistics

Score by Quarters	1	2	3	4	Final
Georgia Tech	7	10	0	7	24
Stanford	0	3	3	8	14

Scoring Summary	Qtr	Time	GT-S
GT - Glover 5-yard run (Manget kick)	1	3:27	7-0
S - Biselli 35-yard field goal	2	11:27	7-3
GT - Campbell 34-yard pass from Godsey (Manget kick)	2	9:33	14-3
GT - Manget 20-yard field goal	2	0:02	17-3
S - Biselli 26-yard field goal	3	4:52	17-6
S - Johnson 4-yard pass from Lewis (Wells pass from Lewis)	4	11:39	17-14
GT - Campbell 2-yard run (Manget kick)	4	1:29	24-14


Team Statistics	GT	Stanford
First downs	20	20
Rushes - Yards	34-137	36-125
Passing yards	266	225
Passes (att.-comp.-int.)	38-23-0	37-17-0
Total Offense	403	350
Average per Play	5.6	5.0
Punts - Average	4-44.3	4-35.0
Fumbles - Lost	0-0	0-0
Penalties - Yards	3-35	4-20
Punt Returns - Yards	2-5	2-4
Kickoff Returns - Yards	4-72	3-67
Time of possession	29:37	30:23

**Rushing (att.-yds.-TD)**  
 Georgia Tech - Gregory 19-91, Hall 7-32, Glover 1-5-1, Smith 1-3, Godsey 2-3, Ford 1-3, Campbell 1-2, Team 2 (-2)  
 Stanford - Allen 10-41, Carter 11-41, Fasani 10-31, Moore 4-22, Lewis 1-(-6)

**Passing (att.-comp.-int.-yds.-TD)**  
 Georgia Tech - Godsey 37-23-0-266-1, Smith 1-0-0-0-0  
 Stanford - Fasani 21-11-0-115-0, Lewis 13-6-0-110-1

**Receiving (rec.-yds.-TD)**  
 Georgia Tech - Campbell 10-106-1, Smith 4-58, Gregory 3-29, Glover 3-25, Matvay 2-33, Watkins 1-15  
 Stanford - Johnson 6-45-1, Powell 5-94, Pierce 2-47, Wells 2-13, Carter 1-16, Moore 1-10

**Leading Tacklers (UT-AT-total)**  
 Georgia Tech - Wimbusch 6-3-9, Young 5-2-7, Collins 4-3-7, Fox 4-3-7  
 Stanford - Wire 5-6-11, Williams 8-2-10, Cobb 8-0-8



All-American punt returner Luke Powell had 94 yards receiving on five receptions.